



Roller Mill

- Farm & Commercial
- Dry and High Moisture Rolling
- Proven Performance
- Reliability
- Serviceability
- PTO or Electric



RMC 30-E

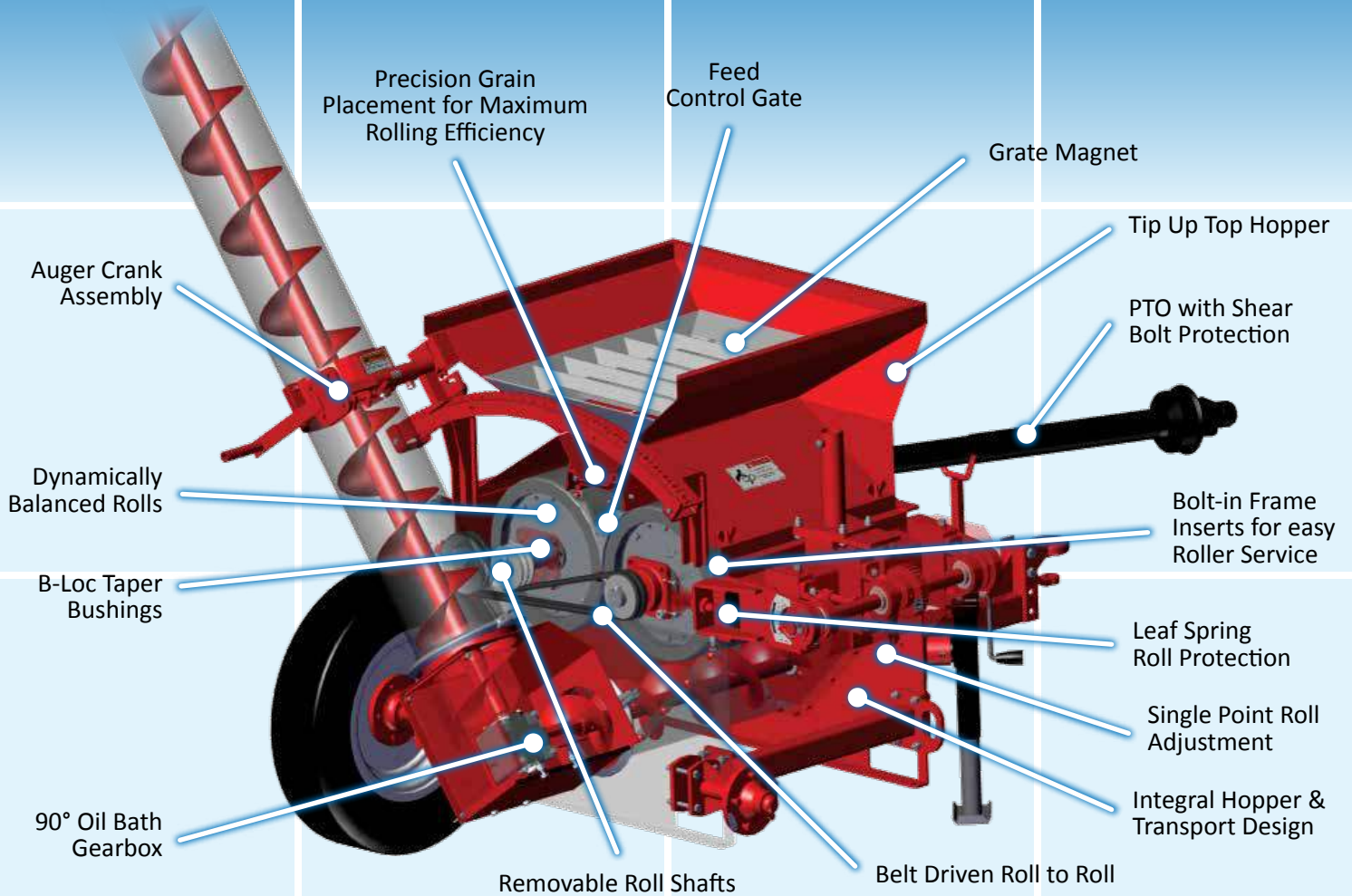


RMC 24



RMC 48
Tridem

RENN...proven record of EXCELLENCE in the feed processing industry for serviceability, durability and productivity.



Heart of the RENN Roller Mill

For the last 60 years the heart of the RENN Roller Mill has been its precision-machined 16" diameter rolls. The large diameter provides more rolling area per revolution compared to other brands of roller mills with their smaller diameter rolls. RENN Roller Mills save you time and money year-after-year by rolling more grain per hour with less horsepower.

RENN's unique chill-cast rolls are our latest advancement in rolling technology. These centrifugally-poured, chill-cast rolls give you the wearability of cast rolls with the enhanced serviceability of removable shafts and end plates.

Our innovative design team has developed an alternative to the conventional solid core cast roll; incorporating a 16" diameter casting that has a 3" thick sidewall. This new roll has the performance and wearability of chill cast rolls with the advantage of a lower power requirement and better economics as you are no longer paying for the unusable part of a roll; the center core.

The RENN Roller Mill design is proven for operator efficiency and serviceability. The RENN worm drive roll adjustment allows for easy roll gap adjusting while the RENN leaf spring holds the rolls in place for maximum rolling capacity. After thousands of tonnes of work the rolls can be pulled for service in minutes due to RENN's tip up top hopper and split frame design, regrooved and quickly reinstalled for thousands of tonnes of more trouble free rolling.

The performance of the RENN Roller Mill is second to none. The 16" diameter RENN Roller Mill will always outperform any small diameter roller mill.



RENN 40% Differential Drive

- Offers optimum particle size
- Provides self-cleaning to prevent plugging
- Idler and driver rolls are positively driven at a 40% speed differential for optimal particle reduction
- Largest differential in the industry

Powering the Mill


- RENN Roller Mills are available as PTO powered trailer or Electric Stationary models.
- PTO models have minimum power requirement of 40 to 300 horsepower while Electric Stationary units operate with a minimum power requirement of 10 to 50 horsepower.

Discharge Systems

- **Auger Discharge**
Built for operator efficiency and serviceability, it comes in 7", 8", 10", 12", & 14" diameter sizes and is available in most RMC models.
- **Elevator Discharge**
With exceptional capacity in extreme high moisture rolling conditions, the unit is 8" wide X 10' high and is available in most RMC models.
- **Conveyor Discharge**
Designed for processing large volumes of high moisture grains quickly with 18", 24" and 36" wide conveyors on models RMC 48, RMC 60, RMC 48 tandem, RMC 48 tridem.

Intake (Feed) Auger

- Conventional
- Transfer style
- Power-folding, low-profile transfer style with power move kit option.



Auxiliary PTO Mills

- Tractor or self-contained hydraulics
- Reduced fuel, labour and equipment costs
- Convenience of rolling and bagging in one operation
- Increased harvest efficiency through high capacity rolling and bagging
- Flexibility of rolling directly into bagger or used as an independent PTO roller mill



The loading auger unfolds easily and moves remotely under trucks and grain carts

Roller Mill Specifications and Configurations

Model	Roll DxW (in.)	Shaft Dia. (in.)	Min. Elec. HP***	Min. PTO HP***	PTO Std.*	Auger Discharge	Elevator Discharge	Blower Discharge	Conveyor Discharge	Hyd. Feed Auger	Differential Roll Speed**
RMC 48 Tridem	Three 16 x 48	2 15/16	N/A	275	1000	N/A	N/A	N/A	36"	N/A	3x 16 cc belt
RMC 48 Tandem	Two 16 x 48	2 15/16	N/A	180	1000	N/A	N/A	N/A	24"	N/A	2x 16 cc belt
RMC 60	16 x 60	3 7/16	N/A	140	540 / 1000	N/A	N/A	N/A	24"	12"	16 cc belt
RMC 48	16 x 48	2 15/16	N/A	110	540 / 1000	12" or 14"	8" x 10'	N/A	18"	12"	16 cc belt
RMC 36	16 x 36	2 15/16	N/A	95	540 / 1000	10" or 12"	8" x 10'	59" dia.	N/A	10" or 12"	12 cc belt
RMC 30	16 x 30	2 7/16	30	80	540 / 1000	8" or 10"	8" x 10'	59" dia.	N/A	8" or 10"	8 cc belt
RMC 24	16 x 24	1 15/16	20	60	540	7" or 10"	8" x 10'	59" dia.	N/A	6" or 8"	8 cc belt
RMC 12	16 x 12	1 15/16	10	30	540	7" or 8"	N/A	N/A	N/A	6" or 8"	3 bb belt
RMC 12S	12.75 x 12	1 15/16	10	N/A	N/A	N/A	N/A	N/A	N/A	N/A	N/A

* PTO speeds can vary with rolling requirements (contact factory for details).

** Power requirement increases by approximately 50% for differential drive units.

*** Chill cast rolls may increase HP power requirements

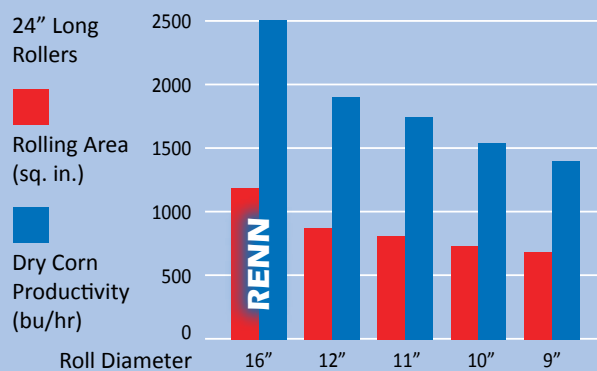
Maximum Rated Dry Grain Capacity

Model	Barley		Corn		Oats		Wheat	
	t/hr	bu/hr	t/hr	bu/hr	t/hr	bu/hr	t/hr	bu/hr
RMC 48 Tridem	78	3600	402	15000	51	3000	162	6000
RMC 48 Tandem	52	2400	268	10000	36	2000	108	4000
RMC 60	45	1600	32.5	1500	21.2	1200	67.5	2400
RMC 48	26	1200	134	5000	17	1000	54	2000
RMC 36	19.5	900	101	3750	12.9	750	40.8	1500
RMC 30	17.4	800	83.8	3125	10.4	600	32.6	1200
RMC 24	13	600	67	2500	8.6	500	27.2	1000
RMC 12	6.5	300	33.5	1250	4.3	250	13.6	500
RMC 12S	4.9	225	25.1	935	3.2	185	10.2	375

Capacity will change with moisture content, roll configuration, and particle size desired.

Roll Diameter Makes All the Difference

Roller Diameter Effect on Roller Area and Productivity



RENN... Listening, Learning, and Leading

For decades RENN has been a global leader in the design and manufacturing of grain bag storage systems and feed processing equipment. From its modern manufacturing plant in Central Alberta, RENN connects directly with farmers – listening and learning from their on-farm experience to continuously improve its products.

RENN's close client relationships and commitment to the integrity of its products have won over customers throughout Western Canada and around the world. Clients know that every RENN product delivers proven performance, dependability, and serviceability.



RENN Mill Center Inc. | Tel: 403-784-3518

Fax: 403-784-2060 | Email: sales@rennmill.com

RR#4 Lacombe, AB T4L 2N4

www.rennmill.com

Authorized Dealership

Renn Mill Center Inc. has a corporate policy of continuous improvement and development; therefore specifications are subject to change without any advance notice. Renn Mill Center Inc. is not responsible for differences between the specifications or illustrations in the publication and actual equipment.

Aug 2018